







FACILITIES LEVEL A

Room	Size	 Theatre	 Classroom	 Hollow Sq.	 Banquet	 Party	 Fair
A 01	107 m ²	84	54	36	-	100	60 m ²
A 02	611 m ²	-	-	-	-	600	400 m ²
A 03	94 m ²	83	46	32	-	-	60 m ²
A 04	100 m ²	83	46	32	-	-	60 m ²
A 05	100 m ²	83	46	32	-	-	60 m ²
A 06	94 m ²	83	46	32	-	-	60 m ²
A 07	42 m ²	-	-	-	-	-	60 m ²
A 08	338 m ²	126	85	48	-	-	-
Sum	1,486 m ²	-	-	-	-	-	1,000 m ²

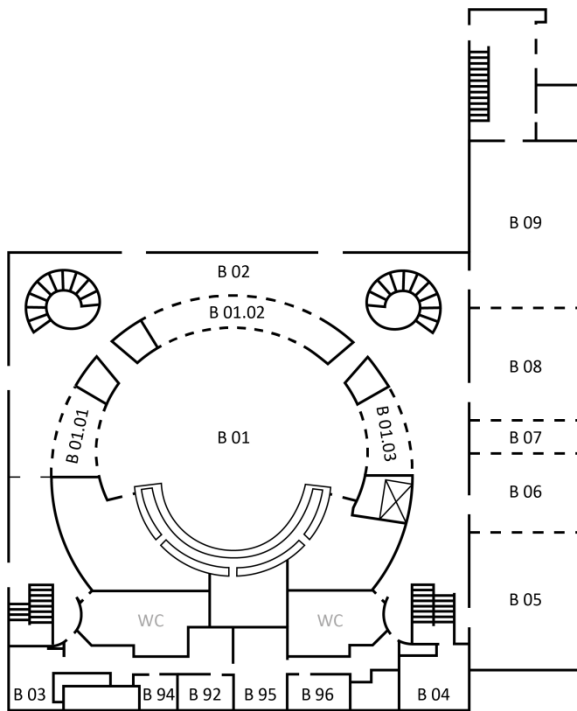
Set

A 01 - A 02	718 m ²	-	-	-	336	700	560 m ²
A 01 - A 08	1,486 m ²	-	-	-	780	1,500	1,000 m ²
A 03 - A 04	194 m ²	140	79	56	-	-	120 m ²
A 03 - A 06	388 m ²	-	-	-	236	400	240 m ²
A 05 - A 06	194 m ²	140	79	56	-	-	120 m ²







Please Note

- The maximum fair area depends on booth layout.







INFORMATION SHEET
 VALID FROM 03/11/2022
 —
 SUBJECT TO CHANGE
 —
 MOVABLE PARTITIONS ARE
 INDICATED BY DASHED LINES
 —
 FIGURE IS NO BASIS FOR
 TECHNICAL DRAWINGS



FACILITIES LEVEL B

Room	Size	 Theatre	 Classroom	 Hollow Sq.	 Banquet	 Party	 Fair
B 01	567 m ²	248	138	54	240	500	370 m ²
B 01.01	33 m ²	25	16	16	-	-	-
B 01.02	61 m ²	28	15	16	-	-	-
B 01.03	33 m ²	25	16	16	-	-	-
B 02	681 m ²	-	-	-	188	300	360 m ²
B 03	38 m ²	30	15	20	-	-	-
B 04	44 m ²	40	20	20	-	-	-
B 05	175 m ²	169	94	58	86	150	-
B 06	98 m ²	-	-	-	-	-	-
B 07	43 m ²	-	-	-	-	-	-
B 08	141 m ²	-	-	-	-	-	-
B 09	212 m ²	240	126	66	130	200	-
B 92	23 m ²	-	-	8	-	-	-
B 94	17 m ²	-	-	-	-	-	-
B 95	49 m ²	-	-	22	-	-	-
B 96	25 m ²	-	-	8	-	-	-
Sum	2,240 m ²	-	-	-	-	-	1,200 m ²

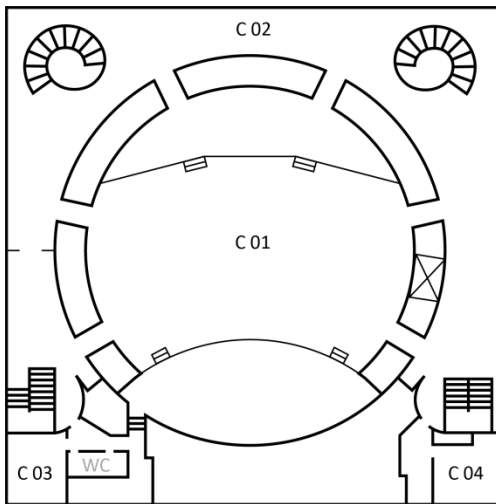
Set

Room	Size	 Theatre	 Classroom	 Hollow Sq.	 Banquet	 Party	 Fair
B 01 - B 02	1,375 m ²	-	-	-	440	900	760 m ²
B 05 - B 06	273 m ²	303	162	70	115	250	180 m ²
B 05 - B 07	316 m ²	352	184	82	131	300	200 m ²
B 05 - B 09	669 m ²	-	-	-	312	650	440 m ²
B 06 - B 07	141 m ²	137	78	48	62	100	80 m ²
B 07 - B 08	184 m ²	195	110	60	92	200	120 m ²
B 07 - B 09	396 m ²	447	246	118	208	400	260 m ²
B 08 - B 09	353 m ²	413	226	104	198	350	240 m ²







Please Note

- The maximum fair area depends on booth layout.

INFORMATION SHEET
 VALID FROM 03/11/2022
 —
 SUBJECT TO CHANGE
 —
 MOVABLE PARTITIONS ARE
 INDICATED BY DASHED LINES
 —
 FIGURE IS NO BASIS FOR
 TECHNICAL DRAWINGS



FACILITIES LEVEL C

Room	Size	 Theatre	 Classroom	 Hollow Sq.	 Banquet	 Party	 Fair
C 01	788 m ²	965	470	114	500	1.000	500 m ²
C 02	632 m ²	-	-	-	148	500	300 m ²
C 03	40 m ²	35	18	20	-	-	-
C 04	43 m ²	35	18	20	-	-	-
Sum	1,503 m ²	-	-	-	-	-	800 m ²

Set

C 01 - C 02	1,420 m ²	-	-	-	560	1,500	800 m ²
-------------	----------------------	---	---	---	-----	-------	--------------------

Please Note

- C 01: 1,000 seats in theatre-style seating can be provided if using special furniture.
- The maximum fair area depends on booth layout.